



SMARTPRESS

SADDLE STITCH BOOKLET

Finished Product Size: 8.5"W x 11"H

FRONT COVER


PAGE COUNT: All Saddle Stitch Booklets need to have a page count divisible by four necessary for production. Booklets also have page-count limits that include the front, inside front, inside back and back cover. If you choose cover weight stock for both the cover and interior pages, the maximum page count is 16. For 80# or 100# text weight stock for interior pages, the maximum page count is 48. If your page count is higher than these limits, please consider a Spiral Coil, Wire Coil or Perfect Bound Booklet.


BLEED: Your file needs to include a 0.125" bleed necessary for production. Bleed is printing that goes beyond the edge of the sheet after trimming. If a bleed is not included in document setup, there is a good chance there will be a gap between the edge of the printed area and the cut line. This happens because there is a tolerance when cutting the printed piece. For more information on the importance of bleed, visit our website: smartpress.com/support/printing-basics/bleed-borders.


CUT LINE (FINISHED SIZE): This is where your artwork will be trimmed.


SAFE MARGIN: Your file needs to include a 0.125" safe margin necessary for production. Safe margin is the area around the edge of the sheet. If the safe margin is not included in document setup, there is a chance that the art close to the edge will get cut off, due to machine shift during cutting. This happens because there is a tolerance when cutting the printed piece. For more information on cutting tolerance, visit our website: smartpress.com/support/printing-basics/cutting-tolerance.

INSIDE FRONT COVER









INSIDE BACK COVER

BACK COVER